




International Union of Operating Engineers Local 150
Apprenticeship & Skill Improvement Program

2017-2018 Training Schedule and Course Catalog



James M. Sweeney,
Chairman
Local 150 Apprenticeship & Skill
Improvement Program

Brian Roland,
Coordinator
Local 150 Apprenticeship & Skill
Improvement Program



International Union of Operating Engineers, Local 150 Apprenticeship and Skill Improvement Program

James M. Sweeney, Chairman
Brian Roland, Coordinator

Address- 19800 West South Arsenal Road, Wilmington, Illinois 60481
Phone- (815) 722-3201 • **Fax-** (815) 423-5749 • **Web-** www.asiplocal150.org

Introduction

It has been an exciting year at the William E. Dugan Training Center. With the expansion of night training and the addition of classes across all industries, the Trustees and Staff have gone to great lengths to accommodate the schedules and needs of all members. If you have not been making the most out of the Training Center, it's time you get down and see the scope of what you've got at your disposal.

This facility is yours. Be proud of it, but more importantly, use it to make you the best Operating Engineer you can be. The pages of this year's course schedule are filled with a wealth of opportunities, and if you don't see the class you need, speak up. Our Apprenticeship and Skill Improvement Program is committed to providing each and every member with the tools they need to be as highly-trained and employable as possible.

When you set foot on a jobsite, you represent Local 150 to the employer, the customer and other workers. Let your skills do the talking and remind everyone of the skill, safety and professionalism that Local 150 Operating Engineers bring to work every day.



James M. Sweeney

President - Business Manager
IUOE Local 150,

Chairman
IUOE Local 150 Apprenticeship
& Skill Improvement Program

Table of Contents

Course Registration Information	2	Grade Stakes, Layout and Plan Reading	21
Policy and Usage Information	2	Introduction to Digital Take-Off	21
Special Events	4	GPS: Survey and Rover Pole	22
Union Education	5	GPS and Machine Control	22
Apprentice Labor Education	5	Drone - Levels 1 and 2	23
Know Your Union	5	Operating Engineers Certification Program	24
Labor Studies	5	OECP Test Dates	25
COMET	5	Crane Department	26
Safety Instruction	6	Introduction to Cranes	27
Standard First Aid/CPR/AED	6	Fundamentals of Hoisting and Rigging	28
OSHA 10-Hour Safety Awareness	6	Advanced Hoisting and Rigging	28
OSHA 30-Hour Safety Awareness	7	Principles of Friction Cranes	28
40-Hour Hazardous Material Awareness	7	Caisson Drill Rig Class	28
8-Hour Hazardous Material Refresher	7	Signal Person Safety Training	29
MSHA Surface New Miner	8	Rigging Person Safety Training	29
MSHA Surface Refresher	8	Mobile Crane	29
MSHA Underground New Miner	9	Crane Math and Load Charts	30
MSHA Underground Refresher	9	1095 Liebherr Assembly/Disassembly	30
OSHA Powered Industrial Truck	9	Heavy Equipment Technician Classes	31
OSHA Disaster Site Worker	10	Electrical I, II and III	31
Pipeline Industry	10	Hydraulics I and II	32
Pipeline Excavator Techniques	10	Diesel Fuel Systems	32
Pipeline Sideboom Techniques	11	Electronic Engine Controls	33
Introduction to Pipeline and Gas Distribution	11	Engine Disassembly and Assembly	33
Pipeline - IUOE National Training Fund	11	Hydrostatic Drive Systems	33
General Underground and Excavation	12	Excavator Hydraulic Systems	33
Introduction to Sewer and Water Principles	12	Mobile Air Conditioning Service and Certification	34
Basement Digging	12	Tier 4 Final	34
Introduction to Skid-Steer Loaders	13	Fundamentals of Power Trains	34
Introduction to Demolition	13	Bolt Extraction and Plasma Cutting	34
Introduction to Excavators	14	Heavy Equipment Welding Classes	35
Mass Dirt	14	Shielded Metal Arc Welding (SMAW) 1 and 2	35
Horizontal Directional Drill - Levels 1 and 2	15	Gas Metal Arc Welding (GMAW)	35
Introduction to Dozers	16	Flux Cored Arc Welding	35
Introduction to Combination Backhoe	16	Drilling Classes	36
Introduction to Gradall	17	Exploratory Drilling Levels 1 and 2	36
Introduction to Hydro-Vac Excavation	17	Drilling Mud and Solids Control Systems	36
Road Building	18	Introduction to Geothermal Drilling	36
Introduction to Asphalt Paving and Rolling	18	HDPE Pipe Fusion	37
Fundamentals of Asphalt Paving and Rolling	19	Introduction to Geothermal Systems	37
Introduction to Road Grinding	19	Construction Material Inspectors	38
Intro to Material Transfer Vehicles and Road	19	ICC Soils Special inspector	38
Wideners	19	ICC Spray-Applied Fireproofing Special Inspector	38
Concrete Pumping	19	ICC Reinforced Concrete Special Inspector	38
Dirt Equipment Certification	20	ICC Pre-Stressed Concrete Special Inspector	39
Advanced Excavator Techniques	20	ICC Structural Masonry Special Inspector	39
Advanced Dozer Techniques	20	ICC Structural Steel and Bolting Special Inspector	39
Advanced Blade Techniques	20	ICC Structural Welding Special Inspector	40
Sitework, Staking, GPS and Drones	21	Introduction to Structural Bluepring Reading	40

Course Registration Information

Registration for this fall season will be limited to classes occurring within a 30-day period from the date that you call in to register. So for example; if you call in to register for a class on October 1st, you will only be able to register for classes starting in October through November 1st. This should alleviate a couple of issues at the site, one being the flood of calls that normally takes place the first few weeks of registration and second being a reduction in the amount of no-shows that occur later in the season as members start to return to work or forget they signed up for a class three months prior.

ASIP is now offering online registration for a limited number of classes. Classes with prerequisites will not be available for online registration at this time. Please visit www.asiplocal150.org to view our upcoming classes. Once you login, you can click on the “Member Services” link listed in the center of the main page where you will then find the “Classes” link. The classes available for online registration will have a “Register” link next to the number of open spaces in the class. Once signed up, you will receive an email confirmation as long as you have a valid email on file with the Apprenticeship Office. If you do not have an email address on file with the Apprenticeship Office, you will still be registered. If you are not able to attend class once registered, we please ask that you re-visit the site to “unregister” your spot or call us at (815) 722-3201

Training Site Policy and Usage Information

Dress Code:

All members using the training site must wear shirts with sleeves (long or short), no tank tops or sleeveless shirts, full length pants (no shorts) and work boots (no tennis shoes or dress shoes).

• • •

Personal Protective Equipment:

All members training outside of the classroom are required to wear a hardhat, safety vest, and hearing protection. All of these items are available for use at the Training Site. Remember to return safety vests and hardhats at the end of the day.

• • •

Equipment Sign Out Shifts:

Machines are available for sign out two sessions or shifts per day, morning (7 a.m. – 11 a.m.) or the afternoon (11:30 a.m. – 3:30 p.m.).

All equipment must be signed in and out before and after each shift in the equipment sign out room located in the corner of the cafeteria.

• • •

Equipment Reservations:

Members may reserve equipment up to 30 days in advance.

You may reserve a machine for up to three shifts per week (12 total hours per week), once the three shifts have been met, you must reserve a different machine for the remainder of that week.

Reservations are held until 7:05 a.m. for the morning shift and 11:35 a.m. for the afternoon shift, these machines will be released for sign out after these times.

If you have a machine reserved and are running late, please call the Training Site at (815)-722-3201 and we will hold your reservation for up to 30 minutes.

If you have a reservation and will not be able to make it to the site that day, we ask you make an effort to call the Training Site and cancel your reservation, so another member can make use of that machine.

• • •

Equipment Usage:

Pre-operation

- Check all fluids and top them off if necessary. If you have any questions about proper fluids or levels, please ask an instructor.
- Grease all grease fittings, being sure not to over-grease.

Operation:

- Please be careful climbing in and out of ditches.
- Be sure to back fill and level off your work area prior to exiting the field or arena at the end of your shift.
- Be sure to fuel the machine after operation unless otherwise told.
- If operating a tracked machine, please clean the tracks at the end of your shift.
- Please clean all garbage from the cab at the end of your shift.

• • •

Classroom Policies:

Please utilize the same dress code as stated earlier; you may be required to leave the classroom for the field for hands-on training or demonstrations.

Attendance will be taken; you will need to sign the attendance sheet next to your name.

Snacks, coffee, soda and water may be brought into the classroom, please refrain from bringing breakfast and lunch into the classroom (use the cafeteria). Please clean up after yourself if you bring these items into the classroom.

• • •

Classroom Walk-In Policies:

In order to maintain the best possible classroom and hands-on experience, class size has been limited. Once a scheduled class has been filled during registration, a waiting list will be created for that class. Those who wish may be put on this list. This waiting list will be used to fill slots opened by cancellations as well as walk-ins. On the first day of class, attendance will be taken. If there are any openings for the class, they will first be filled with those present and on a waiting list, then by those waiting and not on a list.

Members waiting who signed up on the waiting list will be given first priority in order by their sign up date and time.

Hotel Usage Policies:

All members who live 30 miles or more from the Training Site and are using the site for two full consecutive days (16 hours) or more are eligible to utilize a hotel arranged by us at our expense for the nights in between training days.

Upon checking into the hotel, you will be asked for a credit card. This is required by the hotel to be used for the coverage of incidental charges (telephone, damage, etc.). You will not be allowed to check in without one.

If you utilize a hotel and do not fulfill the two consecutive days (16 hours) of training, the full hotel bill will be billed to you.

Supervised Training:

The purpose of this training is to give the applicant the ability to gain hands-on experience through training with the supervisor.

It is the responsibility of the supervisor to stay with the applicant during the pre-operation checks, and advise on safety and operating techniques of the machine. This training is limited to skidsteers, rubber tired loaders, small dozers and combination backhoes.

Equipment sign out is on a first come, first serve basis once all Journeyworkers and Apprentices have signed out. If you will be training out in the dirt field, you will need to see an instructor who will assign you a vehicle and a place in the field to train.

• • •

Cafeteria:

The cafeteria is open Monday through Saturday from 6:30 a.m. – 12:30 p.m.

Breakfasts costs \$5.00 or less and lunches range from \$4.00 - \$7.00. There are also numerous vending machines with beverages, sandwiches and snacks. Microwaves are also available for members' use.

Coffee is always available in the cafeteria at no charge.

• • •

Speed Limit:

As a reminder, the speed limit on South Arsenal Road is 45 mph. Please adhere to this as it is enforced on a daily basis.

Special Events

Local 150 Welding Seminar

The welding seminar is a great day to come out and see, as well as purchase the latest metal working equipment. You will have the ability to demo machines from various welding manufacturers along with Hypertherm plasma cutting.

Date	Start Time	Location
Feb. 24, 2018	8:00A.M.	Training Site

Welding Contest

Show off your welding skills in the weld booth during our welding competition. There is a \$20 entry fee with 50% of the proceeds donated to a charity of the winner's choice and the remaining divided for the top 3 prizes.

Past Suppliers / Vendors that have attended the welding seminar include:

U.S. Gas
Lincoln Electric
Miller Electric
Snap-On Tools
Chevron Oil and many more



Union Education

Labor Education

This program of study critically assesses the fundamental historical events, decisions, and developments which have shaped America's modern working class. The course contends that labor history is the conjunction of two dynamic struggles: the courageous efforts of individual working men and women to win dignity and security from their employers, and the broader struggle of all working people to provide food, shelter, education, personal fulfillment and a sense of community for themselves and their families. The history of organized labor is about emancipating all people from oppression. Members will learn about the causes of these struggles, what forces were aligned against the working class, what techniques workers used to fight for justice and why these battles are important to understanding the role of organized labor in American society. *Note: This class is not a replacement for the "COMET & Labor Studies" class put on in Countryside.

Date
<i>To be determined. Check asiplocal150.org</i>

Know Your Union

Know Your Union is a four-hour course designed to familiarize new and existing members with various aspects of Local 150,

including organizational history, governance, hiring hall, training, benefits, and political activism. Contact Barb Farr at (708) 482-8800 or email BFarr@local150.org to reserve your spot at these classes.

Date	Start Time	Location
Nov. 4, 2017	8:00 A.M.-Noon	District 1 Hall

COMET 1

COMET stands for Construction Organizing Membership Education Training, and helps members understand why organizing is central to maintaining bargaining strength. It generates membership support and encourages rank and file participation in the Local's organizing efforts. Contact Barb Farr at (708) 482-8800 or BFarr@local150.org to reserve your spot at these classes.

Date	Start Time	Location
Nov. 18, 2017	12:00-4:00 P.M.	District 1 Hall

Labor Studies

Labor History is a thorough review of the history of the American Labor Movement, including its successes and failures in the past and the challenges that lie in the future. Contact Barb Farr at (708) 482-8800 or email BFarr@local150.org to reserve your spot at these classes.

Date	Start Time	Location
Nov. 18, 2017	8:00-11:30 A.M	District 1 Hall

Safety Instruction



Standard First Aid, CPR, AED

In this 8-hour class you will learn how to respond to common first aid emergencies including: burns, cuts, head, neck and back injuries, and more. In the CPR and AED portion, you will learn how to respond to cardiac and breathing emergencies in adults, including the use of an automated external defibrillator (AED). There is an emphasis on hands-on learning in this course.

Date	Start Time	Location
Nov. 11, 2017	7:00 A.M.	2129
Nov. 18, 2017	7:00 A.M.	2129
Nov. 20, 2017	7:00 A.M.	2129
Dec. 8, 2017	7:00 A.M.	2129
Dec. 16, 2017	7:00 A.M.	2129
Jan. 8, 2018	7:00 A.M.	2129
Jan. 26, 2018	7:00 A.M.	2129
Mar. 3, 2018	7:00 A.M.	2129
Mar. 19, 2018	7:00 A.M.	2129

OSHA 10-Hour Safety Awareness

This course will help members recognize and control a variety of safety and health hazards frequently found in today's workplace. Contractors are recognizing the value of this training and some job sites may require this for entry. This class is a prerequisite to the OSHA 30 and Disaster Site Worker. Classes held at the training site start at 7 a.m. and run for a day and a half. Classes held at district halls start at 6 p.m. on Friday night until 10 p.m. and 7 a.m.- 3:30 p.m. on Saturday.

Date	Start Time	Location
Nov. 7-8, 2017	7:00 A.M.	1051
Nov. 20-21, 2017	7:00 A.M.	1051
Dec. 1-2, 2017	6:00 P.M.	District 8 (IL)
Dec. 18-19, 2017	7:00 A.M.	1051
Jan. 2-3, 2018	7:00 A.M.	1051
Jan 19-20, 2018	6:00 P.M.	District 7
Feb. 9-10, 2018	6:00 P.M.	District 8 (IL)
Mar. 20-21, 2018	7:00 A.M.	1051
Apr. 13-14, 2018	6:00 P.M.	District 8 (IL)

OSHA 30-Hour Safety Awareness

The OSHA 30-hour course is a five-day course with the intent to assist employers in training and introduce operators to the basic practices of identifying, reducing, eliminating, and reporting hazards associated with their work. There will be formal classroom instruction, quizzes, short

presentations as well as hands-on exercises addressing hazard recognition. Satisfactory completion of the course requires full attendance and a passing score on the final exam. Participants are required to have a valid OSHA 10-Hour Construction card to enroll in class and must present card to instructor on first day of class.

Date	Start Time	Room
Nov. 27-Dec. 1, 2017	7:00 A.M.	1051
Jan. 29-Feb. 2, 2018	7:00 A.M.	1051
Mar. 26-30, 2018	7:00 A.M.	1051

40-Hour Hazardous Material Awareness

This course prepares operators to work safely and effectively with hazardous materials on and off hazardous waste sites. The 40-hour Hazardous Materials Awareness and Certification Course is required of everyone working on a Haz-Mat job. Attendance is required for all 40 hours of training. Members must be clean-shaven to participate in respirator training. Members who successfully complete this course will be notified and scheduled every year for the mandatory 8-hour refresher.

Date	Start Time	Location
Dec. 4-8, 2017	7:00 A.M.	1051
Mar. 19-23, 2018	7:00 A.M.	1051
Apr. 9-13, 2018	7:00 A.M.	1051
Apr. 16-20, 2018	7:00 A.M.	1051

8-Hour Hazardous Material Refresher

OSHA regulations require that graduates of the 40-hour Haz-Mat classes attend an annual 8-hour Haz-Mat refresher. Haz-Mat refresher training is scheduled on Saturdays and is held at the Training Site and at several of the District Halls. Local 150 Haz-Mat graduates are notified by mail of their scheduled refresher class a few weeks before their certificate expiration date. Haz-Mat refresher classes review the key components of the Haz-Mat 40-hour training, provide the opportunity to discuss various aspects of the Haz-Mat work in our jurisdiction, and examine new and developing technologies in the Haz-Mat workplace.

Date	Start Time	Location
Dec. 9, 2017	7:00 A.M.	Auditorium
Jan. 6, 2018	7:00 A.M.	District 8
Jan. 13, 2018	7:00 A.M.	District 3
Jan. 27, 2018	7:00 A.M.	District 2
Feb. 3, 2018	7:00 A.M.	District 4
Feb. 17, 2018	7:00 A.M.	District 6
Feb. 24, 2018	7:00 A.M.	District 1
Mar. 3, 2018	7:00 A.M.	District 7
Mar. 10, 2018	7:00 A.M.	District 5
Mar. 31, 2018	7:00 A.M.	Auditorium



MSHA Surface New Miner

The MSHA part 48 B Training plan that Local 150 ASIP has filed with MSHA covers surface metal non-metal mining and is accepted by MSHA to cover part 46 training since part 48 B training is a higher standard than part 46. A requirement of the mine training plan is that any new employee designated as a non-experienced miner must receive 24 hours of new miner training to work at a mine site. Training must include instruction in safety and health subjects that are relevant to mining operations. The company you go to work for must supply you with all site specific and task training under part 46 or part 48 B before you start work. All experienced miners must receive 8 hours of refresher training each year to continue working at a mine site.

Date	Start Time	Room
Dec. 5-7, 2017	7:00 A.M.	2128
Jan. 9-11, 2018	7:00 A.M.	2128
Jan. 30-Feb. 1, 2018	7:00 A.M.	2128
Feb. 27-Mar. 1, 2018	7:00 A.M.	2128
Mar. 27-29, 2018	7:00 A.M.	2128

MSHA Surface Refresher

The MSHA Part 48 B training plan Local 150 ASIP has filed with MSHA covers surface metal non-metal mining and is accepted by MSHA to cover part 46 training since Part 48 B training is a higher standard than Part 46. A requirement of the mine training plan is that any employee designated as an experienced miner must receive 8 hours of refresher training each year to work at a mine site. Refresher training must include instruction on the following: safety and health subjects that are relevant to mining operations. You must have proof of prior MSHA training to attend this class. A 24-hour New Miner certificate, or a refresher certificate will be accepted as proof that you are a experienced miner. The company that you go to work for must supply you with all site specific and task training under part 46 or part 48 B before you start work.

Date	Start Time	Room
Dec. 2, 2017	7:00 A.M.	2110
Dec. 16, 2017	7:00 A.M.	2110
Jan. 5, 2018	7:00 A.M.	District 5
Jan. 6, 2018	7:00 A.M.	District 5
Jan. 13, 2018	7:00 A.M.	2110
Feb. 10, 2018	7:00 A.M.	District 5
Feb. 16, 2018	7:00 A.M.	District 4
Feb. 17, 2018	7:00 A.M.	District 4
Mar. 3, 2018	7:00 A.M.	2110
Mar. 10, 2018	7:00 A.M.	District 7
Mar. 31, 2018	7:00 A.M.	2110
Apr. 21, 2018	7:00 A.M.	2110

MSHA Underground New Miner

The MSHA Part 48 A Underground training plan Local 150 ASIP has filed with MSHA covers underground metal and non-metal mining and has been accepted by MSHA to train underground new miners. A requirement of the mine training plan is that any new employee designated as a non-experienced miner must receive 40 hours of underground new miner training to work at an underground mine site, 8 hours of which must be at an underground mine. The final 8 hours of this class will be underground at a local underground limestone mine. After taking this class and having 12 months experience, you will be considered an experienced underground miner by MSHA. The company that you go to work for must supply you with all site specific and task training before you start work. All experienced underground miners must receive 8 hours of underground refresher training each year to continue working at an underground mine site. Prerequisites: MSHA Surface New Miner or an up to date MSHA Surface Refresher.

Date	Start Time	Room
Mar. 12-16, 2018	7:00 A.M.	2128
Apr. 9-13, 2018	7:00 A.M.	2128

MSHA Underground Refresher

The MSHA Part 48 A Underground training plan that Local 150 ASIP has filed with MSHA covers underground metal and non-metal mining and has been accepted by MSHA to train underground new miners. A requirement of the mine training plan is that any employee designated as an experienced underground miner must receive 8 hours of underground refresher training each year to work at an underground mine site. Refresher training must include instruction on the safety and health subjects that are relevant to mining operations. You must have proof of prior MSHA training to attend this class. A 40-hour underground new miner certificate or an underground refresher certificate will be accepted as proof you are an experienced miner. The company you go to work for must supply you with all site specific and task training before you start work.

Date	Start Time	Room
Jan. 20, 2018	7:00 A.M.	2110
Mar. 24, 2018	7:00 A.M.	2110

OSHA Powered Industrial Truck (PIT)

OSHA regulations require that all powered industrial truck operators are trained, evaluated and certified before they operate a forklift. This two-part course covers training requirements. The first part involves classroom instruction in the form of lecture, discussion, videos and a multiple choice test. Members must achieve a passing score of 80 percent or higher. The second part of the training requirement is applied during a practical exercise which involves testing on an electric forklift, two LPG industrial forklifts and a rough terrain forklift. This training allows the members to obtain four out of the seven classes of industrial powered trucks on their training card. The member will be evaluated and certified by the employer in accordance with the OSHA standard.

Date	Start Time	Room
Nov. 21, 2017	11:30 A.M.	1149
Dec. 19, 2017	11:30 A.M.	1149
Dec. 26, 2017	11:30 A.M.	1149

OSHA Disaster Site Worker

This course is intended for Disaster Site Workers who provide skilled support services (e.g., utility, demolition, debris removal, or heavy equipment operation) or site clean-up services in response to a disaster. Because this course does not cover in detail the safety and health hazards that occur on a daily basis on a normal construction site, completion of the OSHA Construction Outreach Training Course (10-hour) is a prerequisite.

Date	Start Time	Location
Dec. 27-28, 2017	7:00 A.M.	1051
Jan. 3-4, 2018	7:00 A.M.	1051



Pipeline Industry

Pipeline Excavator Techniques

This 40-hour Pipeline Excavator class offers our members the opportunity to develop the skills necessary for excavator work on a pipeline spread. Hands-on instruction by experienced pipeliners will concentrate on the development of skills such as digging ditch, bell holes, excavating near live lines, digging road approaches, handling of matts, etc. Prerequisite: 500 or more pipeline work hours or previously taken Pipeline, Pipeline Oiler, Introduction to Gas Distribution or Introduction to Pipeline and Gas Distribution Systems courses.

Date	Start Time	Location
Dec. 11-15, 2017	7:00 A.M.	2037
Jan. 29-Feb. 2, 2018	7:00 A.M.	2037
Feb. 12-16, 2018	7:00 A.M.	2037
Mar. 5-9, 2018	7:00 A.M.	2037
Mar. 26-30, 2018	7:00 A.M.	2037

Pipeline Sideboom Techniques

This 40-hour Pipeline sideboom class offers our members the opportunity to develop the skills necessary for sideboom work on a pipeline spread. Hands-on instruction by experienced pipeliners will concentrate on the development of skills such as catching your drift, carrying joints of pipe, carrying sections, carrying concrete coated pipe, general machine control, etc. Prerequisite: 500 or more pipeline work hours or previously taken Pipeline, Pipeline Oiler, Introduction to Gas Distribution or Introduction to Pipeline and Gas Distribution Systems courses.

Date	Start Time	Location
Dec. 11-15, 2017	7:00 A.M.	2037
Jan. 29-Feb. 2, 2018	7:00 A.M.	2037
Feb. 12-16, 2018	7:00 A.M.	2037
Mar. 5-9, 2018	7:00 A.M.	2037
Mar. 26-30, 2018	7:00 A.M.	2037

Introduction to Pipeline and Gas Distribution Systems

This 48-hour class is intended to allow members to develop the skills necessary for employment in the pipeline and gas distribution industries. Operator Qualification training will be integrated into this class and testing will be provided for those individuals who seek qualification. This course will be taught by experienced pipeline operators and will include hands on field exercises which will allow our members to become more employable in these industries.

Date	Start Time	Location
Nov. 6-10, 2017	7:00 A.M.	2037
Dec. 4-8, 2017	7:00 A.M.	2037
Jan. 8-12, 2018	7:00 A.M.	2037
Jan. 15-19, 2018	7:00 A.M.	2037
Feb. 19-23, 2018	7:00 A.M.	2037
Mar. 19-23, 2018	7:00 A.M.	2037
Apr. 2-6, 2018	7:00 A.M.	2037

Pipeline-IUOE Nat'l Training Fund

Pipeline Bending Engineer

This 60-hour class is composed of six, ten-hour days consisting of two hours of classroom followed by eight hours field training. Classes are intended for members with mathematical skills. This course will prepare you for working in the bending operations of a pipeline project. Classroom instruction involves mathematical formulas. These formulas include calculating the circumference of a given diameter of pipe, calculating simple ends, complex bends and calculating multiple bends in a single joint of pipe. Students will have hands-on training in the operation of the bending machine and will have an opportunity to bend a joint of pipe. There is also hands-on instruction in the use of Abney Levels and Clinometers. Pipeline terminology, vocabulary and safety will also be covered.

Date	Start Time	Location
Mar. 26-31, 2018	7:00 A.M.	2036
Apr. 2-7, 2018	7:00 A.M.	2036
Apr. 9-14, 2018	7:00 A.M.	2036
Apr. 16-21, 2018	7:00 A.M.	2036
Apr. 23-28, 2018	7:00 A.M.	2036
Apr. 30-May 5, 2018	7:00 A.M.	2036
May 7-12, 2018	7:00 A.M.	2036
May 14-19, 2018	7:00 A.M.	2036

Mass Dirt, General Underground, Excavation & Demolition



Introduction to Sewer and Water Principles

This class was designed for the operator with experience on an excavator or track loader, who is interested in how these machines are utilized in the Sewer and Water industry. Topics to be covered in this class are: working with trench boxes, stone misers, laying sewer pipe, safety habits, and materials

common to the sewer and water industry, as well as some basic blueprint and plan reading. This class will be a blend of classroom lessons and discussion, all of which will be backed up with hands-on exercises in the field. Prerequisites for this class are the Excavator or Track Loader proficiency or completion of the Introduction to Excavator class. Members attending this class must attend all classroom activities in order to move on to the hands-on portion of the class. Members should be proficient on an Excavator or Combination Backhoe before attending this course.

Date	Start Time	Location
Nov. 27-Dec. 1, 2017	7:00 A.M.	1133
Feb. 19-23, 2018	7:00 A.M.	1133
Apr. 16-20, 2018	7:00 A.M.	1133

Basement Digging

This 40-hour class is intended for the experienced excavator or track loader operator interested in learning how to dig residential basements. This class will cover blueprint reading, setup and use of a laser, layout, placement of spoils, and excavation. You can expect a blend of classroom and hands-on training. Members must be proficient on an excavator to attend this class.

Date	Start Time	Location
Dec. 11-15, 2017	7:00 A.M.	1149

Introduction to Skid-Steer Loaders

This 40 hour class will focus on the basic fundamentals of a skidloader. In this class, members will learn the different control patterns, use a variety of different attachments, load trucks and also cut grade for a sidewalk and/or driveway. Also, members will practice loading and unloading their machines and attachments onto and off of a trailer. Through approximately 8 hours of lecture in the classroom and 32 hours hands-on learning in the seat of a machine, this class will try to duplicate multiple real world scenarios. Note: 8 member max per class. No testing will be done during this class.

Date	Start Time	Location
Nov. 13-17, 2017	7:00 A.M.	1140
Nov. 27-Dec. 1, 2017	7:00 A.M.	1140
Dec. 11-15, 2017	7:00 A.M.	1140
Dec. 26-29, 2017	7:00 A.M.	1140
Jan. 8-12, 2018	7:00 A.M.	1140
Jan. 22-26, 2018	7:00 A.M.	1140
Feb. 5-9, 2018	7:00 A.M.	1140
Feb. 19-23, 2018	7:00 A.M.	1140
Mar. 5-9, 2018	7:00 A.M.	1140
Mar. 19-23, 2018	7:00 A.M.	1140
Apr. 2-6, 2018	7:00 A.M.	1140
Apr. 16-20, 2018	7:00 A.M.	1140

Introduction to Demolition

This 40 hour class is designed to provide our members with the next level of machine control and skill level. Through approximately 8 hours of lecture in the classroom and 32 hours hands-on learning in the seat of multiple machines, members will learn the fundamentals of demolition. Machines that will be used during this class may include excavators with breakers and processors, loaders with buckets and forks, a concrete crusher, a screen plant that is able to process multiple material types and sizes as well as skidloaders using multiple attachments.

Prerequisites: One of the following: Skidsteer proficiency, Excavator proficiency, Combination proficiency or completion of an Intro to Excavators or Intro to Combination Backhoe class. Note: 8 member max per class.

Date	Start Time	Location
Nov. 13-17, 2017	7:00 A.M.	1141
Nov. 27-Dec. 1, 2017	7:00 A.M.	1141
Dec. 4-8, 2017	7:00 A.M.	1141
Dec. 11-15, 2017	7:00 A.M.	1141
Dec. 18-22, 2017	7:00 A.M.	1141
Dec. 26-29, 2017	7:00 A.M.	1141
Jan. 2-5, 2018	7:00 A.M.	1141
Jan. 8-12, 2018	7:00 A.M.	1141
Jan. 15-19, 2018	7:00 A.M.	1141
Jan. 22-26, 2018	7:00 A.M.	1141
Jan. 29-Feb. 2, 2018	7:00 A.M.	1141
Feb. 5-9, 2018	7:00 A.M.	1141
Feb. 12-16, 2018	7:00 A.M.	1141
Feb. 19-23, 2018	7:00 A.M.	1141
Feb. 26-Mar. 2, 2018	7:00 A.M.	1141
Mar. 5-9, 2018	7:00 A.M.	1141
Mar. 12-16, 2018	7:00 A.M.	1141
Mar. 19-23, 2018	7:00 A.M.	1141
Mar. 26-30, 2018	7:00 A.M.	1141
Apr. 2-6, 2018	7:00 A.M.	1141
Apr. 9-13, 2018	7:00 A.M.	1141
Apr. 16-20, 2018	7:00 A.M.	1141

Introduction to Excavators

This 40-hour class was designed for operators with minimal excavator experience. This course will include a blend of classroom discussion and hands-on training designed to enhance your skills throughout the week. This course begins in the classroom and covers several areas of safety, including machine safety, trench safety, and utility safety. We will move into the machine and work on drills designed to gain basic control of the machine and finish with basic ditching exercises and truck loading (weather permitting).

Date	Start Time	Location
Nov. 13-17, 2017	7:00 A.M.	1133
Dec. 4-8, 2017	7:00 A.M.	1133
Dec. 18-22, 2017	7:00 A.M.	1133
Dec. 26-29, 2017	7:00 A.M.	1133
Jan. 2-5, 2018	7:00 A.M.	1133
Jan. 8-12, 2018	7:00 A.M.	1133
Feb. 5-9, 2018	7:00 A.M.	1133
Feb. 12-16, 2018	7:00 A.M.	1133
Mar. 5-9, 2018	7:00 A.M.	1133
Mar. 12-16, 2018	7:00 A.M.	1133
Apr. 9-13, 2018	7:00 A.M.	1133



Mass Dirt

This class will cover most aspects of a mass dirt jobsite. During this 40 hour class members will be instructed on a wide variety of dirt equipment. Machines being used in this class include excavators, articulating dump trucks, large dozers, scrapers and compactors. Members will run most, if not all, of these machines throughout the week. Some of the jobsite scenarios that may be performed during the week include road building, ditchwork, pond excavation and building pad construction. Pre-requisites: One of the following: Dozer proficiency, Excavator proficiency, Intro to Excavator class or Intro to Dozer class. Note: 8 member max per class.

Date	Start Time	Location
Dec. 4-8, 2017	7:00 A.M.	1140
Dec. 18-22, 2017	7:00 A.M.	1140
Jan. 2-5, 2018	7:00 A.M.	1140
Jan. 15-19, 2018	7:00 A.M.	1140
Jan. 29-Feb. 2, 2018	7:00 A.M.	1140
Feb. 12-16, 2018	7:00 A.M.	1140
Feb. 26-Mar. 2, 2018	7:00 A.M.	1140
Mar. 12-16, 2018	7:00 A.M.	1140
Mar. 26-30, 2018	7:00 A.M.	1140
Apr. 9-13, 2018	7:00 A.M.	1140

Horizontal Directional Drill - Level 1

This 80-hour class prepares our members for the “trenchless technology” that uses horizontal boring machines for utility work traditionally done with an excavator. This course will include instruction in the principles of directional boring, drilling fluids, pre-planning and set-up, along with hands-on instruction on a directional boring machine and locating devices. The directional boring operator shares all duties with a small crew, and these duties range from above-ground locating to various physical tasks to maintain, transport and operate the machine. The majority of these jobs require the member to also hold a valid CDL.

Date	Start Time	Location
Dec. 11-22, 2017	7:00 A.M.	1150
Dec. 26-Jan. 5, 2018	7:00 A.M.	1150
Jan. 22-Feb. 2, 2018	7:00 A.M.	1150
Feb. 5-16, 2018	7:00 A.M.	1150
Mar. 5-16, 2018	7:00 A.M.	1150
Mar. 19-30, 2018	7:00 A.M.	1150

Horizontal Directional Drill- Level 2

This 80-hour class will expand on the principles of safe and productive operation included in the Level I Class and introduce the equipment, work methods and procedures made necessary by the new and innovative applications of the directional drill. Members will learn how to read blueprints regarding the installation of underground utilities and simulate this installation during the hands-on portion of the class. The hands-on training will include the use of back reamers, mixing and using fluids, setting vaults and drilling around exposed utilities. Applicants MUST be proficient on a directional drill and/or locator. The majority of these jobs require the member to also hold a valid CDL.

Date	Start Time	Location
Jan. 8-19, 2018	7:00 A.M.	1150
Feb. 19-Mar. 2, 2018	7:00 A.M.	1150
Apr. 2-13, 2018	7:00 A.M.	1150



Introduction to Dozers

This class is designed for the beginning dozer operator. This course teaches pre-operational checks and inspections, safety, develops familiarity with control functions, basic dozer techniques including slot dozing, v-ditches, proper traveling speeds, cuts and fills, striping and stockpiling, and backfilling of trenches. This course will also include basic grade stake reading and a small amount of slope work.

Date	Start Time	Location
Nov. 13-17, 2017	7:00 A.M.	1142
Jan. 8-12, 2018	7:00 A.M.	1142
Jan. 22-26, 2018	7:00 A.M.	1142
Feb. 5-9, 2018	7:00 A.M.	1142
Feb. 12-16, 2018	7:00 A.M.	1142
Feb. 19-23, 2018	7:00 A.M.	1142
Mar. 12-16, 2018	7:00 A.M.	1142

Introduction to Combination Backhoe

This 40-hour class is designed for operators with minimal combination backhoe experience. This course will include a blend of classroom discussion and hands-on training designed to enhance your skills throughout the week. This class will start off in the classroom covering safety in and around the machine, after which we will move into the machine and work on drills designed to gain basic control of the bucket and backhoe finishing with ditching, handling street plates, and utility digs.

Date	Start Time	Location
Nov. 27-Dec. 1, 2017	7:00 A.M.	1150
Dec. 4-8, 2017	7:00 A.M.	1150
Dec. 11-15, 2017	7:00 A.M.	1150
Dec. 26-29, 2017	7:00 A.M.	1145
Jan. 2-5, 2018	7:00 A.M.	1145
Jan. 22-26, 2018	7:00 A.M.	1133
Feb. 26-Mar. 2, 2018	7:00 A.M.	1143
Mar. 5-9, 2018	7:00 A.M.	1149
Mar. 19-23, 2018	7:00 A.M.	1133
Mar. 26-30, 2018	7:00 A.M.	1133



Introduction to the Gradall

This 40-hour class is designed for operators with no Gradall experience. This course will include minimal classroom with the majority of time being hands-on. The course will cover pre-operational checks and inspections, safety, daily maintenance, familiarity with control functions, basic operational techniques including machine placement, barrier wall (loading, placement and handling), ditching, truck loading, patch removal, and grading. The prerequisites for this course are a class B CDL and basic knowledge of excavation and road work.

Date	Start Time	Location
Apr. 2-6, 2018	7:00 A.M.	1145
Apr. 16-20, 2018	7:00 A.M.	1145

Introduction to Hydro-Vac Excavation

This course is designed to provide a program for operators to develop the skills needed to operate a hydro “vacuum” excavation machine. Each student will demonstrate utility locating “potholing” and trenching techniques. Material covered will include, how a hydro excavator system works, safety concerns, DOT regulations and inspections, OSHA excavation regulations and systems trouble shooting. Due to state licensing requirements, members should have a CDL with “Tanker” endorsement prior to attending this class.

Date	Start Time	Location
Feb. 5-9, 2018	7:00 A.M.	1145
Feb. 12-16, 2018	7:00 A.M.	1145
Feb. 19-23, 2018	7:00 A.M.	1145
Feb. 26-Mar. 2, 2018	7:00 A.M.	1145
Mar. 5-9, 2018	7:00 A.M.	1145
Mar. 12-16, 2018	7:00 A.M.	1145



Road Building



Introduction to Asphalt Paving and Rolling

In this 40-hour course, members will learn the basic components and setup procedures associated with asphalt pavers. Safety, setup, and proper use of the machines will be the main focus of this class. Members will also learn about the different asphalt rollers and rolling patterns. This course will include a blend of classroom and hands-on training.

Date	Start Time	Location
Jan. 8-12, 2018	7:00 A.M.	2123
Jan. 15-19, 2018	7:00 A.M.	2123
Feb. 5-9, 2018	7:00 A.M.	2123
Feb. 12-16, 2018	7:00 A.M.	2123
Mar. 5-9, 2018	7:00 A.M.	2123
Mar. 12-16, 2018	7:00 A.M.	2123

Fundamentals of Asphalt Paving

This 40-hour class is a continuation of where the Introduction to Asphalt Paving and Rolling class left off. Members will learn how to pave and roll around different obstacles such as light poles, manholes and different types of curbs. Students will be focusing on creating and rolling different types of joints used on mainline jobs as well as small jobs such as driveways and parking lots. Members will also work on pulling intersections and cul-de-sac's and practice rolling them. The course will include some classroom work, but will mainly be hands-on training. Prerequisite: Introduction to Paving and Rolling class or 500 hours working on an asphalt paving crew.

Date	Start Time	Location
Jan. 22-26, 2018	7:00 A.M.	2123
Feb. 19-23, 2018	7:00 A.M.	2123
Mar. 19-23, 2018	7:00 A.M.	2123

Introduction to Road Grinding

This class is an introduction to the controlled cold milling of pavement to restore the surface to a specified profile. Bumps, ruts, and other surface irregularities are removed, leaving a uniform textured surface. This is an introductory course designed for the individual with little to no experience in this field. This course will include classroom as well as hands-on training.

Date	Start Time	Location
Dec. 11-15, 2017	7:00 A.M.	2122
Dec. 18-22, 2017	7:00 A.M.	2122
Dec. 26-29, 2017	7:00 A.M.	2122
Jan. 2-5, 2018	7:00 A.M.	2122
Jan. 8-12, 2018	7:00 A.M.	2122
Jan. 15-19, 2018	7:00 A.M.	2122

Intro to Material Transfer Vehicles & Road Wideners

In this 24-hour class, members will be introduced to material transfer vehicles (shuttle buggies) and road wideners. Through a combination of hands-on training, members will learn about machine safety, set up, operation, and how these machines are used on a variety of road jobs today.

Date	Start Time	Location
Jan. 30-Feb. 1, 2018	7:00 A.M.	2123
Feb. 27-Mar. 1, 2018	7:00 A.M.	2123
Mar. 27-29, 2018	7:00 A.M.	2123

Concrete Pumping

This 40-hour course will be offered to members who would like to work with and learn about modern concrete pumping systems. Members will learn to work with various applications, components, outputs, pump capacities and line pressures that are associated with truck mounted pumps. Safe and efficient machine setup, assembly of the piping, start-up, operating the pump, slump mixture, blockages, preventive maintenance and cleanout will all be covered during the week. Members must have a CDL to attend this class.

Date	Start Time	Location
Dec. 11-15, 2017	7:00 A.M.	1145
Dec. 18-22, 2017	7:00 A.M.	1145

Dirt Equipment Certification

Advanced Excavator Techniques

This class is designed for the experienced excavator operator.

Members who register for this class must be proficient and have a minimum of 4,000 hours of job site experience on a track backhoe within the last 10 years. Classroom topics include OSHA related safety topics, terms and definitions, operating procedures and techniques, rigging and load

charts, soil mechanics, understanding grades, pipe lasers and laser set-up, excavating in the presence of or around underground utilities, all types of related excavation work, demolition, UST removal, sloping and the use of trench boxes (ditch shields). Members must pass a written test before they take the practical test. Both the written and practical tests must be passed to become excavator certified.

Date	Start Time	Location
Nov. 20-22, 2017	7:00 A.M.	1133
Jan. 15-17, 2018	7:00 A.M.	1133
Feb. 26-28, 2018	7:00 A.M.	1133

Advanced Dozer Techniques

This 4-hour class is for the experienced finish dozer operator. Members who register for this class must be proficient and have at least 4,000 hours of job site experience on a dozer within the last 10 years.

Classroom topics such as terms and definitions, safety,

job planning, grading methods and techniques, grade stakes and print reading, laser setup and use are all covered in the classroom. Members must pass the written test before they take the practical test. Both the written and practical tests must be passed to become dozer-certified.

Date	Start Time	Location
Nov. 22, 2017	7:00 A.M.	1142
Jan. 5, 2018	7:00 A.M.	1142

Advanced Blade Techniques

This 4-hour class is for the experienced blade operator. Members who register for this class must already be proficient and have 4,000 hours of job site experience on a blade within the last 10 years. Topics covered include terms and definitions, safety, job

planning, grading methods and techniques, grade stakes and print reading, laser setup and use are all covered

in the classroom. Members must pass the written test before they take the practical test. Both the written and practical tests must be passed to become blade certified.

Date	Start Time	Location
Nov. 22, 2017	11:30 A.M.	1142
Jan. 5, 2018	11:30 A.M.	1142

Site Work, Staking, GPS, Drones & Digital Technologies



Grade Stakes, Layout, and Plan Reading

This class is designed to help members develop and utilize the skills involved in job site construction. Members will be trained to read and set grade stakes, learn how to read and interpret blueprints as well as lay out a job site based on criteria given. As part of this class, members may use a laser, transit, hand

level, and various other instruments to develop basic site work skills. Some of the exercises to be performed will be basic computations and arithmetic, job site layout and instrument set up.

Date	Start Time	Location
Nov. 27-Dec. 1, 2017	7:00 A.M.	1142
Mar. 5-9, 2018	7:00 A.M.	1142

Introduction to Digital Take-Off

This course explores the knowledge needed to utilize take-off hardware and software to calculate volumetric calculations. Students will utilize skills relating to grade stakes, plan reading, layout, global positioning systems, metric and mathematical computations.

Date	Start Time	Location
Nov. 30, 2017	7:00 A.M.	2115
Mar. 8, 2018	7:00 A.M.	2115

GPS: Survey and Rover Pole

This 40-hour class will introduce members to Topcon, Trimble and Leica GPS survey equipment. Members will be trained how to set up a rover pole, controller, and base station as well as learn how to use the software associated with each controller. Through a combination of lecture and hands-on exercises, while using the equipment provided, members will calibrate a job site, establish control points, shoot topographical elevations, transfer GPS information to grade stakes as well as use other functions in the controller to layout a jobsite and compute distances and quantities.

Date	Start Time	Location
Dec. 4-8, 2017	7:00 A.M.	1142
Dec. 18-22, 2017	7:00 A.M.	1142
Mar. 19-23, 2018	7:00 A.M.	1142
Apr. 2-6, 2018	7:00 A.M.	1142

GPS and Machine Control

In this 40-hour class intended for seasoned dozer operators, members will be trained to use Topcon, Trimble and Leica GPS machine control hardware and software. Through lecture and hands-on exercises, members will learn how to navigate the machine interface, perform grading tasks and projects using GPS in indication only and automatic grade control modes, transfer files between equipment as well as basic troubleshooting and maintenance. In the event of inclement weather, class will be held indoors where the use of robotic total stations and simulators will be used to supplement the hands-on portion of the class. Prerequisite: Members need a minimum of 1,000 hours operating a dozer in the last 5 years.

Date	Start Time	Location
Dec. 11-15, 2017	7:00 A.M.	1142
Dec. 26-29, 2017	7:00 A.M.	1142
Jan. 2-5, 2018	7:00 A.M.	1142
Mar. 26-30, 2018	7:00 A.M.	1142
Apr. 9-13, 2018	7:00 A.M.	1142



Drone Level 1

This course provides operators with the knowledge required to obtain an FAA unmanned aerial system remote pilot certificate and develop the skills needed to safely operate a UAV commercially. Each member will demonstrate an understanding of FAA part 107 regulations and testing procedures. The material covered in this course includes regulations, specific techniques used on construction and inspection sites and basic flight procedures. Upon completion of this course, student will be able to: identify different types of drone missions used for construction, understand the options for processing data, demonstrate basic drone flying competency and take and pass the FAA Part 107 exam.

Date	Start Time	Location
Oct. 2-6, 2017	7:00 A.M.	1143
Feb. 5-9, 2018	7:00 A.M.	1143
May 14-18, 2018	7:00 A.M.	1143



Drone Level 2

This course provides operators with the skills to use drones for construction applications. Materials covered in this course will include specific techniques used on construction sites, advanced flight procedures used in inspections, automated data collection for surveying applications, photometric data processing and choosing payloads for specific mission parameters. Prerequisite: Member must have taken the Drone Level 1 course and be in the process of testing with the FAA.

Date	Start Time	Location
Mar. 19-23, 2018	7:00 A.M.	1143
June 4-8, 2018	7:00 A.M.	1143



Operating Engineers Certification Program

OECP is for any member in good standing within the IUOE and those members ONLY. Some of the other crane certification programs certify both union and non union members. We certainly feel that this alone would make what we are doing all that more enticing to our members and any good union member throughout this country.

The International promotes OECP as its crane certification program. What this means for us as union members is that we have backing from the top down and that can only strengthen what we are trying to accomplish collectively – that being a certified UNION crane operator.

Not only does the International recognize OECP, but Federal OSHA as well. In a letter dated October 21, 2008, OSHA formally began accepting OECP crane certifications. What this ensures is that we have a role in the overall impact of crane safety not only locally but also throughout the country. This voluntary agreement can be read in its entirety on our website www.asiplocal150.org.

What exactly is this program about though? This program is a joint Labor and Management program formed to create, implement, and manage the crane operator certification process. Any member that meets the eligibility requirements will be able to take the written exam. It will require extensive knowledge and skills of crane operations and the OSHA standards to successfully complete the process. Any other license that a member may have, e.g. a City of Chicago license

or Local 150 crane certification are completely separate from OECP, in fact on November 10 2017, members with a City License only will need a nationally accredited programs certification, preferably OECP, to be recognized by Fed OSHA and the City as being compliant with the standard. Once a member has passed both a written and practical test their certification will be valid for five years.

Our main focus for the past eight years here at the site has been to prepare our members for the implementation of CDAC by Federal OSHA, which became effective November 8, 2010. This document requires ALL crane operators throughout the country to hold a certification from a nationally accredited program and by adopting OECP, Local 150 has been able to provide that for our members. **Although this requirement has been extended yet again, the drop dead date to have it is now November 10, 2017. We still need to get many of our members through and it would be in your best interest to get this done sooner than later.**

For those of you who already have OECP, the recertification process may have begun for you. Call the OECP office in California at (951) 351-4001 if you need a recertification packet. If any of you have any questions regarding OECP in general or need any assistance in completing the application process, please do not hesitate to call the Certification Office and we would be glad to help. You may also check our website for updated information regarding upcoming test dates



OECP Certification Test Dates

Written Examinations

Date	Start Time	Location
Nov. 4, 2017	7:00 A.M.	1140
Dec. 16, 2017	7:00 A.M.	1140
Jan. 27, 2018	7:00 A.M.	1140
Feb. 17, 2018	7:00 A.M.	1140
Mar. 10, 2018	7:00 A.M.	1140
Apr. 7, 2018	7:00 A.M.	1140

Practical Examinations

Date	Start Time	Location
Nov. 18, 2017	7:00 A.M.	1133
Dec. 2, 2017	7:00 A.M.	1133
Feb. 24, 2018	7:00 A.M.	1133
Mar. 24, 2018	7:00 A.M.	1133
Apr. 21, 2018	7:00 A.M.	1133

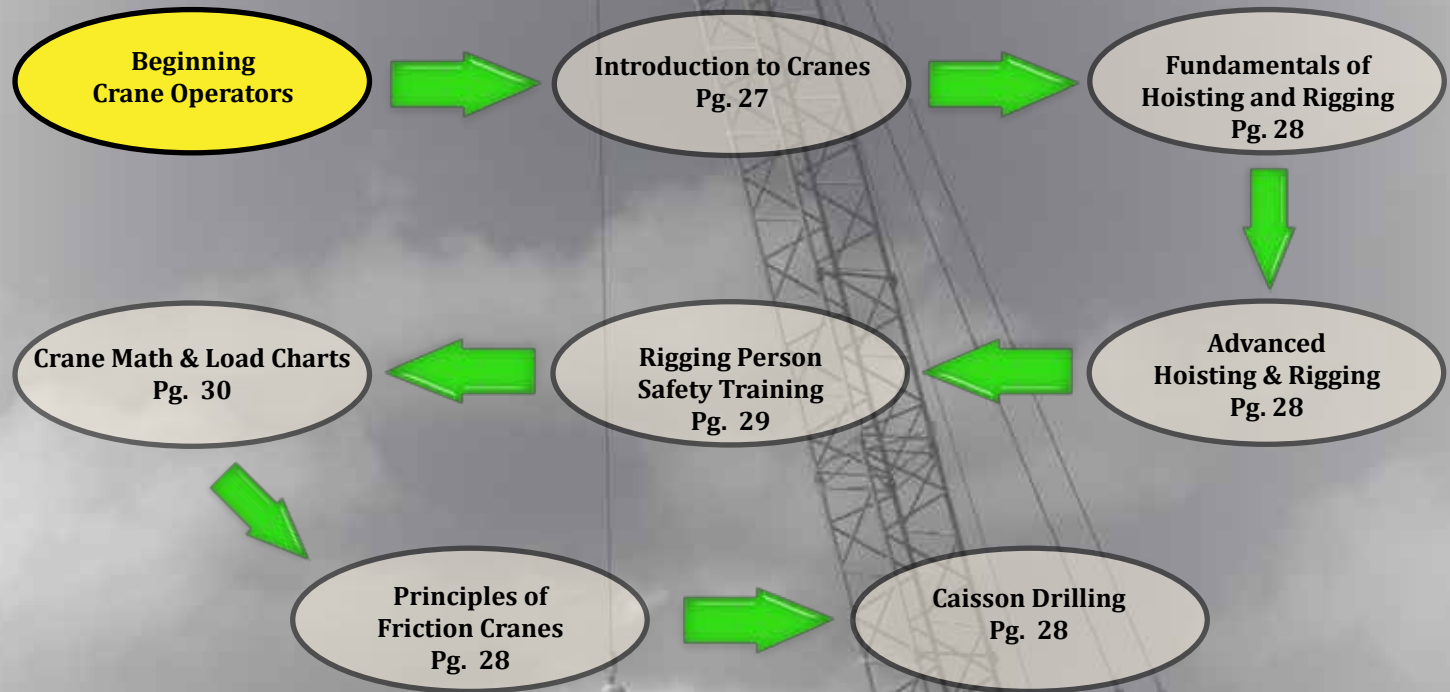
Overhead Practical Exams

Date	Start Time	Location
Dec. 16, 2017	7:00 A.M.	1133
Feb. 17, 2018	7:00 A.M.	1133
Apr. 7, 2018	7:00 A.M.	1133

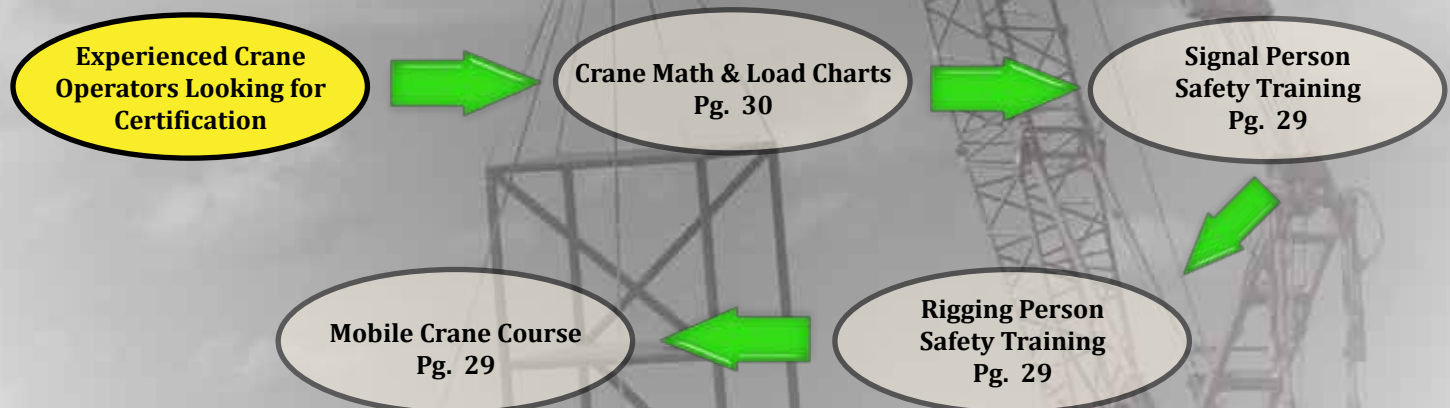
Crane Department

To help navigate through the list of Crane Related Instruction. Our Crane Department has recommended two paths for Operators interested in learning about cranes. One path is for the member just looking at getting into crane operation and the other is for the experienced crane operator looking for licensing/certification.

Please understand that these are just recommendations and not necessarily set as pre-requisites to one another.



*Note: The Signal Person Safety Training class is included as part of the Introduction to Cranes class.





Introduction to Cranes

This 40 hour class has been designed as an entry level crane class for the member looking to possibly become a crane operator. Topics to be covered in this class included types of cranes, components, preventative maintenance, basic rigging and signaling. The Qualified Signal Person Safety Training is included in this class.

Date	Start Time	Location
Nov. 27-Dec. 1, 2017	7:00 A.M.	2023
Jan. 8-12, 2018	7:00 A.M.	2023
Jan. 29-Feb. 2, 2018	7:00 A.M.	2023
Feb. 26-Mar. 2, 2018	7:00 A.M.	2023
Mar. 19-23, 2018	7:00 A.M.	2023

Fundamentals of Hoisting and Rigging

This 80-hour class is designed for the beginner crane operator. Topics will include various aspects of craning, such as wire rope and rigging, proper setup procedures, load moment indicator (LMI) programming, load chart reading including calculations and deductions, operator responsibilities, assembly/disassembly and safe work practices. The class time is divided equally between classroom and hands-on training for hydraulic and friction cranes. *Prerequisite:* Introduction to Crane Fundamentals or previously taken Fundamentals of Hoisting and Rigging.

Date	Start Time	Location
Jan. 15-26, 2018	7:00 A.M.	2023
Feb. 5-16, 2018	7:00 A.M.	2023
Mar. 5-16, 2018	7:00 A.M.	2023

Advanced Hoisting and Rigging

This 40-hour class is designed around the crane operator looking to expand his or her knowledge and job type experience. The class consists of job-based experiences with operators working as a team. Each task must be completed on time and will be evaluated upon completion. All members attending this class will receive a Certificate of Completion. *Prerequisites:* Crane certified (OECF, Local 150 or City of Chicago) or prior completion of Hoisting and Rigging Fundamentals (80 Hour class).

Date	Start Time	Location
Jan. 29-Feb. 2, 2018	7:00 A.M.	2025
Feb. 26-Mar. 2, 2018	7:00 A.M.	2025
Mar. 26-30, 2018	7:00 A.M.	2025
Apr. 16-20, 2018	7:00 A.M.	2025

Principles of Friction Cranes

This 40-hour class is devoted to Crawler type Friction Cranes. Topics covered will be safety, maintenance, and operation. The different applications of Friction Cranes will also be covered. The Introduction to Hoisting and Rigging is a Pre-requisites for this class.

Date	Start Time	Location
Feb. 12-16, 2018	7:00 A.M.	2025
Mar. 12-16, 2018	7:00 A.M.	2025
Apr. 9-13, 2018	7:00 A.M.	2025

Caisson Drill Rig Class

This 32-hour course will consist of 8 hours of classroom instruction and 24 hours of hands-on training. Classroom topics will include safety, the effects of various soil types on drill operations and all types of drilling procedures. The hands-on training will be done on a two line Kelly Bar with the drill attachment mounted on a 5299 American Crane and an excavator mounted drill rig. Class size will be limited and participants must have friction crane experience.

Date	Start Time	Location
Dec. 26-29, 2017	7:00 A.M.	2023

Signal Person Safety Training

This class was developed to meet the NEW OSHA standard CC 1926.1428 Signal Person Qualification. This new standard is going to require any person signaling a crane to be a Qualified Signal Person and they will need documentation of taking both a written and practical examination. After successfully completing this class, a member would meet the requirements of a qualified signal person. The curriculum is all classroom based and will cover topics such as: hand signals, voice signals, power line safety, crane dynamics and more. Both a written and practical exam will be administered after the completion of the course.

Date	Start Time	Location
Nov. 30, 2017	7:00 A.M.	2023
Feb. 1, 2018	7:00 A.M.	2023
Mar. 1, 2018	7:00 A.M.	2023
Mar. 22, 2018	7:00 A.M.	2023

Rigging Person Safety Training

This 24-hour safety training class will provide you with a safety training certificate to help the contractor qualify you as a rigger. Topics covered will be selection and inspection of rigging equipment, types of hitches, rigging hardware, specialty attachments, and all applicable OSHA standards. In order to successfully pass this course, you must attend all three days of class, pass a written assessment, pass a practical inspection, and complete hands-on practical rigging exercises in the crane field. Prerequisite: Signal Person Safety Training.

Date	Start Time	Location
Nov. 13-15, 2017	7:00 A.M.	2025
Dec. 6-8, 2017	7:00 A.M.	2025
Dec. 20-22, 2017	7:00 A.M.	2025
Jan. 10-12, 2018	7:00 A.M.	2025
Feb. 21-23, 2018	7:00 A.M.	2025
Mar. 28-30, 2018	7:00 A.M.	2024
Apr. 25-27, 2018	7:00 A.M.	2025

Mobile Crane

This 40-hour class is designed for members with 1,000 hours or more of crane related experience who would like to pursue Crane Certification. The curriculum is primarily classroom-based, offering little hands-on training. Course instructors will cover subjects pertaining to crane types, nomenclature/components, crane setup, and various crane accidents. The OSHA and ANSI standards will be covered with emphasis on power line safety, suspended personal platforms, and crane inspections, including shift, monthly, and annual. Other key topics include wire rope and rigging, hand signals, and principles of operation. Math and load charts have been removed due to time constraints. Both are now available as separate courses in this catalog.

Date	Start Time	Location
Dec. 11-15, 2017	7:00 A.M.	2024
Jan. 22-26, 2018	7:00 A.M.	2024
Mar. 5-9, 2018	7:00 A.M.	2024
Apr. 2-6, 2018	7:00 A.M.	2024

Crane Math and Load Charts

This 16-hour course was created for experienced and aspiring crane operators. The topics that will be covered include: working with percentages, fractions, decimals, conversions, and estimating weights through the use of standardized formulas. These skills will be taught with and without the use of calculators as the use of calculators is prohibited during certification exams. We will cover notes interpretation along with understanding and the utilization of load charts and range diagrams. We will utilize charts from various manufacturers and different crane types in this class. This class is recommended for those members preparing for crane certification.

Date	Start Time	Location
Nov. 20-21, 2017	7:00 A.M.	2024
Dec. 4-5, 2017	7:00 A.M.	2024
Dec. 18-19, 2017	7:00 A.M.	2024
Jan. 8-9, 2018	7:00 A.M.	2024
Feb. 19-20, 2018	7:00 A.M.	2024
Mar. 26-27, 2018	7:00 A.M.	2024
Apr. 23-24, 2018	7:00 A.M.	2024

1095 Liebherr Assembly/Disassembly

This class is designed to introduce our members to the 1095 Liebherr truck crane. Throughout various hands-on exercises our members will set up, break down and operate the crane. This class is intended for members looking to familiarize themselves with Liebherr cranes and the new technology that is used during the assembly, disassembly and operation of the machine. Note: Max 10 members per class.

Date	Start Time	Location
Dec. 26-29, 2017	7:00 A.M.	2025
Jan. 2-5, 2018	7:00 A.M.	2025



Heavy Equipment Technician Classes



Electrical I

This 20-hour course is designed for the member new to electrical circuits. This class will look into the “Series” portion of electrical circuits. Use of digital multi-meters and electrical schematics will be covered in this course. There will be a balance of classroom and hands-on training provided. This class will be taught in 2 ½ days, classes starting on Monday will begin at 7 A.M. and those starting on Wednesday will begin at 11:30 A.M.

Date	Start Time	Location
Feb. 5-7, 2018	7:00 A.M.	1054
Feb. 14-16, 2018	11:30 A.M.	1054

Electrical II

This 20-hour course is designed for the member that has some experience with electrical circuits. This class will look into the “Parallel” and “Series/Parallel” portion of electrical circuits. There will be discussion of connector repair and hands-on machine troubleshooting in this course. There will be a balance of classroom and hands-on training provided. This class will be taught in 2 ½ days, classes starting on Monday will begin at 7 A.M. and those starting on Wednesday will begin at 11:30 A.M.

Date	Start Time	Location
Feb. 7-9, 2018	11:30 A.M.	1054
Feb. 19-21, 2018	7:00 A.M.	1054

Electrical III

This 20-hour class focuses heavily on troubleshooting electrical problems using schematics. Electrical I & II classes are strongly recommended prior to taking this course.

Date	Start Time	Location
Feb. 12-14, 2018	7:00 A.M.	1054
Feb. 21-23, 2018	11:30 A.M.	1054

Hydraulics I

This 20-hour course will give the student a strong foundation in hydraulics as they relate to heavy equipment repair. There will be discussion on the components that make up the basic hydraulic system as well as use of schematics to understand hydraulic principles. There will be a balance of classroom and hands-on training. This class will be taught in 2 ½ days, classes starting on Monday will begin at 7 A.M. and those starting on Wednesday will begin at 11:30 A.M.

Date	Start Time	Location
Dec. 4-6, 2017	7:00 A.M.	1049
Mar. 26-28, 2018	7:00 A.M.	1049

Hydraulics II

This is a 20-hour course that will give the student a strong foundation of hydraulic schematics as they relate to heavy equipment repair. There will be a balance of classroom and hands-on training. This class will be taught in 2 ½ days, classes starting on Monday will begin at 7 A.M. and those starting on Wednesday will begin at 11:30 A.M.

Date	Start Time	Location
Dec. 6-8, 2017	11:30 A.M.	1049
Mar. 28-30, 2018	11:30 A.M.	1049

Diesel Fuel Systems

This is a 20-hour course that covers mechanical diesel fuel systems. This course covers system design, theory of operation, troubleshooting techniques and discussion of repair procedures. There will be a balance of classroom and hands-on training. This class will be taught in 2 ½ days.

Date	Start Time	Location
Dec. 18-20, 2017	7:00 A.M.	1034



Electronic Engine Controls

This 20-hour course covers electronic diesel fuel system design, theory of operation, troubleshooting techniques and discussion of repair procedures. There will be a balance of classroom and hands-on training. This class will be taught in 2 ½ days.

Date	Start Time	Location
Dec. 20-22, 2017	7:00 A.M.	1034

Engine Disassembly and Assembly

This is a 20-hour course that covers disassembly and assembly of diesel engines. This class is entirely hands-on. This class will be taught in 2 ½ days, classes starting on Monday will begin at 7 A.M. and those starting on Wednesday will begin at 11:30 A.M.

Date	Start Time	Location
Nov. 27-29, 2017	7:00 A.M.	1034
Apr. 4-6, 2018	11:30 A.M.	1034

Hydrostatic Drive Systems

This is a 20-hour class covering modern crawler hydrostatic drive systems, maintenance, troubleshooting and repair. This interactive course will include an explanation of electronic control systems used on hydrostatic drive machines. The operation and testing of hydrostatic components and control systems will be part of the course. Technicians will participate in testing and troubleshooting both the electronic and hydraulic portions of the hydrostatic drive system. Maintenance and component replacement will also be included in the course. This class will be taught in 2 ½ days.

Date	Start Time	Location
Dec. 11-13, 2017	7:00 A.M.	1049

Excavator Hydraulic Systems

This is a 20-hour course that covers modern excavator hydraulic systems, troubleshooting and repair. There will be a balance of classroom and hands-on training. This class will be taught in 2 ½ days.

Date	Start Time	Location
Dec. 13-15, 2017	11:30 A.M.	1049

Mobile Air Conditioning Service and Certification

This 20-hour course is designed to train a technician to properly service mobile air conditioning systems as well as provide them the opportunity to become certified to legally perform mobile air conditioning

service work. Topics covered include: refrigerant types, principles relating to air conditioning, air conditioning components, refrigerant identification, performance testing air conditioning systems, and leak detection.

Date	Start Time	Location
Mar. 26-28, 2018	7:00 A.M.	1053
Apr. 2-4, 2018	7:00 A.M.	1053

Tier 4 Final

This 20-hour course was designed to explain Tier 4 Final as it relates to diesel engines. This course will cover the operation of the emissions system as well as basic troubleshooting techniques.

Date	Start Time	Location
Jan. 3-5, 2018	11:30 A.M.	1034
Apr. 2-4, 2018	7:00 A.M.	1034

Fundamentals of Power Trains

This 20-hour course covers the basic components and operation of power train systems. Technicians will participate in the testing, disassembly evaluation and reassembly of torque converters and power shift transmissions.

Date	Start Time	Location
Jan. 29-31, 2018	7:00 A.M.	1034
Feb. 19-21, 2018	7:00 A.M.	1034

Bolt Extraction and Plasma Cutting

This is an 8-hour class focusing on different methods of removing broken bolts as well as plasma cutting, carbon arc gouging and oxy-lance slice rod operations.

Date	Start Time	Location
Jan. 22, 2018	7:00 A.M.	1053
Mar. 10, 2018	7:00 A.M.	1053

Heavy Equipment Welding Classes

Shielded Metal Arc Welding (SMAW) 1

This is a 20-hour course covering Stick (SMAW) welding. There will be classroom discussion of equipment, safety, and proper technique. The welding shop portion will include demonstrations of proper technique as well as plenty of practice time. Each section of the course will be limited to twelve journey workers.

Date	Start Time	Location
Dec. 11-13, 2017	7:00 A.M.	1053
Feb. 26-28, 2018	7:00 A.M.	1053

Shielded Metal Arc Welding 2

This is a 20-hour course focusing on out of position Stick (SMAW) welding. There will be classroom discussion of equipment, safety, and proper technique. The welding shop portion will include demonstrations of proper technique as well as plenty of practice time. Welds can also be tested. Each section of the course will be limited to 12 members.

Date	Start Time	Location
Dec. 13-15, 2017	11:30 A.M.	1053
Feb. 28-Mar. 2, 2018	11:30 A.M.	1053

Gas Metal Arc Welding (GMAW)

This is a 20-hour course designed to explain the various modes of weld transfer when using the GMAW process (short circuit, globular, spray and pulsed spray). Also included will be discussions involving power supplies, filler metal, weld troubleshooting, equipment maintenance, and the various gases used with the GMAW process. The students will be instructed in equipment set-up and adjustment along with the proper techniques used when welding with the GMAW process. We will demonstrate flat, horizontal, vertical and overhead welding techniques. The scope of this class will be the welding of mild steel. There will be a balance of classroom and hands-on training.

Date	Start Time	Location
Nov. 29-Dec. 1, 2017	11:30 A.M.	1053
Mar. 5-7, 2018	7:00 A.M.	1053

Flux Cored Arc Welding (FCAW)

This is a 20-hour course designed to explain the set-up, adjustment, properties and techniques involved with the FCAW process. The students will use both FCAW-SS (self shielded) and FCAW-GS (gas shielded). Also included will be discussion involving power supplies, filler metals, weld troubleshooting, equipment maintenance and the gas requirements for FCAW-GS. We will demonstrate flat, horizontal, vertical and overhead welding techniques. There will be a balance of classroom and hands-on training.

Date	Start Time	Location
Dec. 20-22, 2017	11:30 A.M.	1053
Mar. 7-9, 2018	11:30 A.M.	1053

Drilling Classes

Exploratory Drilling Level 1

This course is designed to provide a program for operators to develop the skills needed to operate a Geotechnical drill rig for soil and rock exploration. Each student will demonstrate basic auger, mud rotary, and rock coring drilling techniques. Material covered will include drill rig operation, different drilling methods, drilling method applications, safety, drill rig inspections, routine maintenance and systems trouble shooting.

Date	Start Time	Location
Oct. 30-Nov. 10, 2017	7:00 A.M.	1143
Apr. 16-27, 2018	7:00 A.M.	1143

Exploratory Drilling Level 2

This course is designed to provide a program for operators with drilling experience to develop the skills needed to operate a Geotechnical drill rig using advanced techniques. Each member will demonstrate Denison soil coring, mud mixing, setting casing, angle drilling and rock coring drilling techniques. Material covered will include drill rig operation, drilling method applications, drilling safety instrumentation and grouting. 6 members max per class. Prerequisites: Exploratory Drill Level 1 or 1000 hours operating a geotechnical drill rig.

Date	Start Time	Location
Jan. 22-Feb. 2, 2018	7:00 A.M.	1143
Apr. 30-May 11, 2018	7:00 A.M.	1143

Drilling Mud and Solids Control Systems

The course is designed to assist in the development of skills related to the use of drilling fluids and grouts. Topics covered will be the importance of makeup water, drilling fluids for the water well geothermal and directional drilling industries, fluid testing, fluid troubleshooting, and geothermal and conventional grouting techniques and equipment. Students will be working with and handling the drilling fluid testing equipment, discussing past and current fluid technology, mixing and pumping thermally enhanced grout, and troubleshooting drilling fluid related issues.

Date	Start Time	Location
Feb. 19-23, 2018	7:00 A.M.	1143
Mar. 12-16, 2018	7:00 A.M.	1143

Introduction to Geothermal Drilling

This course is designed to provide a program for operators to develop the skills needed to drill and install ground loops for geothermal heating and cooling in residential and commercial ground exchange systems. Each student will demonstrate soils recognition, mud mixing, air rotary drilling, mud rotary drilling, down the hole hammer drilling, setting loops, and geothermal grouting. Material covered will include drilling safety, basic loop design, air and mud drilling methods, setting casing, loop placement and grouting techniques. Prerequisites: IGSHA Accredited Loop Installer; proficiency on a drill rig.

Date	Start Time	Location
Apr. 2-6, 2018	7:00 A.M.	1143



HDPE Pipe Fusion

This course is designed to provide a program for operators to develop the skills needed to build and install header systems (supply and return) for geothermal heat pumps. Each student will demonstrate basic trenching, pipe fusion, plan reading, pipe layout and fabrication techniques. Material covered will include: digging safety, basic header design, mechanical plan reading, pipe layout, and heat fusion welding techniques. Upon completion of the class, proficiency tests will be available in butt, socket, and saddle fusion of HDPE pipe.

Date	Start Time	Location
Nov. 13-17, 2017	7:00 A.M.	1143
Jan. 8-12, 2018	7:00 A.M.	1143
Mar. 5-9, 2018	7:00 A.M.	1143

Introduction to Geothermal Systems

This course was designed to provide a program for operators to develop the skills needed to work on geothermal loop field installation. Each student will be introduced to ground loop installation drilling and grouting techniques. Material covered will include: types of heat exchanger systems, loop design, and thermal properties of geological formations. Upon successful completion of this class, students will receive accreditation from the International Ground Source Heat Pump Association (IGSHPA)

Date	Start Time	Location
Dec. 18-22, 2017	7:00 A.M.	1143
Feb. 12-16, 2018	7:00 A.M.	1143

Construction Material Inspectors

ICC Soils Special Inspector

The purpose of this course is to prepare the students for the ICC Soils Special Inspector exam. Currently, this is the only soils international certificate available. Approximately two-thirds of the exam questions refer to codes, standards and general information from

references listed in the ICC Informational Bulletin. The other third of the exam questions refer to a set of plans and specifications. The content of the class will include general requirements, sampling, classification, laboratory test results, grading plans and site preparation, fill monitoring and testing. Reference materials: IBC, Geotechnical Testing, Observation, and Documentation book by Tim Davis, Model Program for Special Inspector, ASTM: D422, D698, D1556, D1557, D2487, D2488, D4318, D4718, D6938, D75, D4959.

Date	Start Time	Location
Oct. 30-Nov. 3, 2017	6:00 P.M.	2034
Jan. 8-12, 2018	7:00 A.M.	2034

ICC Spray-Applied Fireproofing Special Inspector

This course provides students with the background to prepare to take the ICC Fireproofing exam. Topics to be covered include duties and responsibilities of the Spray-applied Fireproofing Special Inspector, safety on the jobsite, effective use of reference materials, background

of spray-applied fireproofing, study techniques, research and reference of the Building Codes. The individual will read and study the IBC Technical Manual 12-A and 12-B, Model Program for Special Inspector and the ICC Examination Bulletin.

Date	Start Time	Location
Nov. 6-9, 2017	6:00 P.M.	2035
Jan. 2-5, 2018	7:00 A.M.	2035

ICC Reinforced Concrete Special Inspector

This two-week course will provide information on reinforced concrete construction and prepare members for the ICC Reinforced Concrete Special Inspector examination. This course will provide rationale for the International Building Code (IBC) provisions and address the purpose of the code

requirements related to reinforced concrete construction. Upon completion, the participants will be able to identify properties of concrete, discuss materials used in installation of concrete and discuss transporting, testing, placing and curing concrete. Required reference material: IBC, ACI 318 Building code Requirements for Structural concrete and Commentary, ASTM Standards as referenced in the IBC, ICC Concrete Manual, Model Program for Special Inspector, ICC Examination Bulletin, CRSI Bar Cards.

Date	Start Time	Location
Nov. 27-Dec. 8, 2017	7:00 A.M.	2034
Jan. 29-Feb. 9, 2018	7:00 A.M.	2034
Feb. 26-Mar. 9, 2018	6:00 P.M.	2034

ICC Pre-Stressed Concrete Special Inspector

This course prepares students to take the ICC Pre-stressed Concrete Special Inspector examination. Topics covered include: Duties and responsibilities of the Pre-stressed Concrete Special Inspector, effective

use of reference materials, reinforcing steel/stressing tendons, background of pre-stress and post-tension methods, research and reference of the Building Codes and related materials that pertain to pre-stressed concrete, researching problems, industry terminology, properly preparing and completing stressing sheets, structural plans reading as it pertains to pre-stressed concrete. ICC Reinforced Concrete Special Inspector certification is a prerequisite for taking the ICC Pre-stressed Concrete Special Inspector Course.

Date	Start Time	Location
Mar. 26-Apr. 6, 2018	7:00 A.M.	2034

ICC Structural Masonry Special Inspector

This two-week course will provide information on reinforced hollow concrete masonry and construction. This course will address the purposes of the IBC (International Building Code) requirements related to masonry construction and give additional

background information to why these provisions are necessary. Upon completion, participants will be better able to identify properties of masonry construction, identify and discuss the quality of masonry units, describe the characteristics and inspection of mortar and grout, and discuss the inspection of masonry design and details.

Date	Start Time	Location
Dec. 11-22, 2017	7:00 A.M.	2035
Mar. 12-23, 2018	6:00 P.M.	2035

ICC Structural Steel and Bolting Special Inspector

The purpose of this course is to explain and clarify the International Code Council (ICC) requirements. This course will demonstrate proper methods for specifying or performing High Strength A-325 and A-490 bolt installation using various methods. Following

completion of this course, the participant should be able to properly specify the correct bolting methods and perform pre-installation verification testing and conduct visual inspection of the completed work.

Date	Start Time	Location
Jan. 15-19, 2018	7:00 A.M.	2035
Jan. 22-26, 2018	6:00 P.M.	2035

The IDOT certification classes offered this season will be provided through Lakeland College. Please refer to the Lakeland College website: www.lakelandcollege.edu/idot-quality-management-training-program/ for course description, prerequisites and availability.

ICC Structural Welding Special Inspector

This course prepares students to take the ICC Structural Welding Special Inspector examination. Topics covered include: Duties and responsibilities of the Structural Welding Special Inspector, background of Structural Steel and Welding, effective use of reference materials, welding, procedures for structural steel, light gage steel and rebar welding; pre-heat and post-heat treatments, materials identification, checking welder certifications, electrodes and consumables, high strength bolting, devices used for testing high strength bolting, study techniques, research and reference of the Building Codes and industry terminology, procedure for plans revisions, checking fit-up, root passes and subsequent filler passes, structural plans reading as it pertains to Structural Steel and Welding. The ICC Structural Steel and Bolting Special Inspector certification is a prerequisite for taking the ICC Structural Welding Special Inspector Course.

Date
<i>To be determined. Check asiplocal150.org</i>

Introduction to Structural Blueprint Reading

This course will provide thorough instruction of the Welding Inspection Technology manual needed for the general knowledge portion of the CWI Exam. Upon completion of this course, the participants will have covered in depth: welding processes, procedures, and practices. This course is a prerequisite to AWS / CWI D1.1.

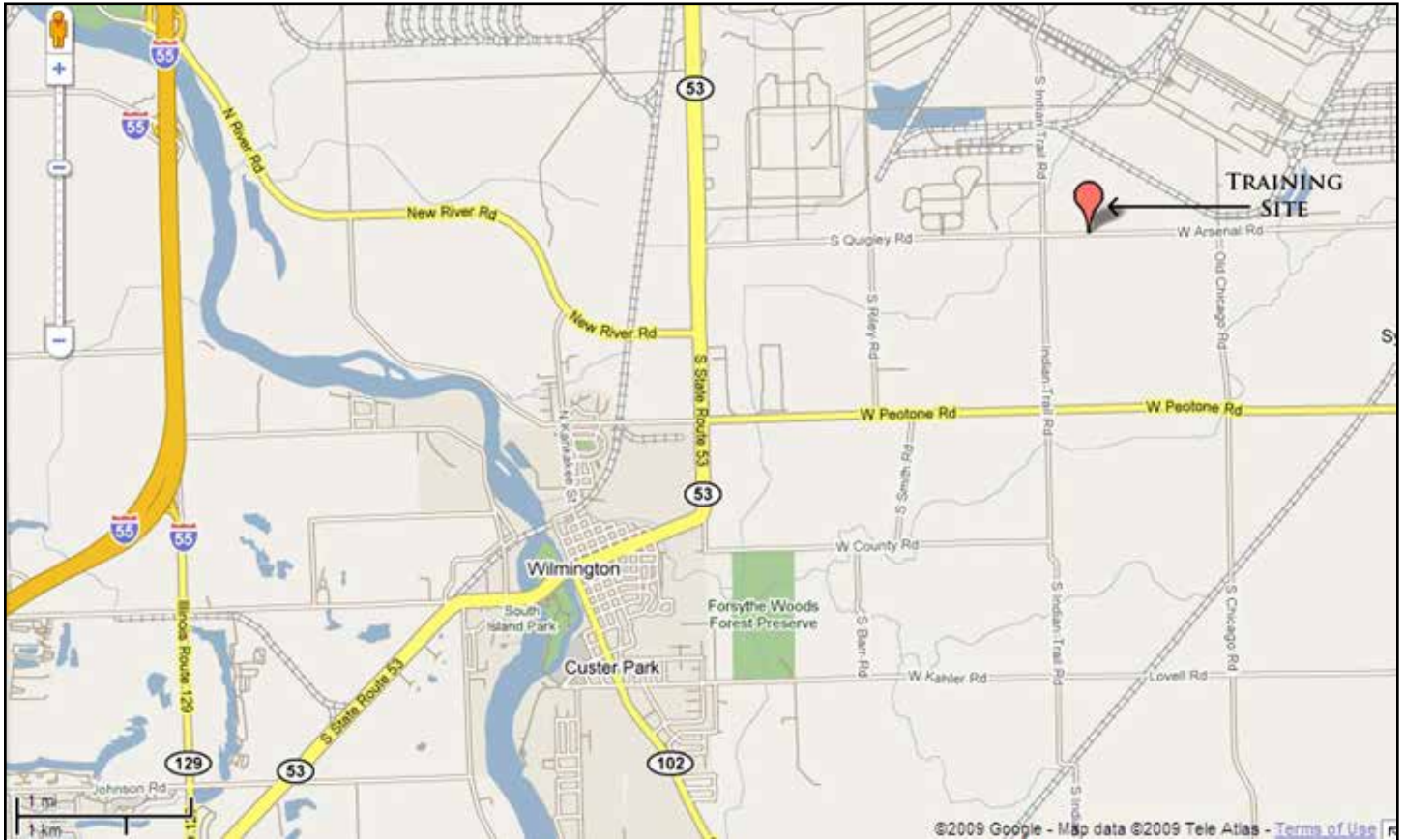
Date
<i>To be determined. Check asiplocal150.org</i>



NOTES

MAP & DIRECTIONS

19800 West South Arsenal Road Wilmington, IL 60481



Driving Directions:

From the North: Travel South on I-355. Exit onto I-55 South, and continue to Exit 241. Exit and travel East to Illinois Route 53. Turn left (North) and continue to W. Arsenal Road. Turn right (East). The Training Site will be on your left-hand side.

From the South: Travel North on I-55, and continue to Exit 241. Exit and travel East to Illinois Route 53. Turn left (North) and continue to W. Arsenal Road. Turn right (East). The Training Site will be on your left-hand side.

From the East: Travel West on Wilmington/Peotone Road to Old Chicago Road. Turn right (North) and continue to Quigley/Arsenal Road. Turn left (west). The Training Site will be on your right-hand side.

From the West: Travel East on I-80. Exit onto I-55 South, and continue to Exit 241. Exit and travel East to Illinois Route 53. Turn left (North) and continue to W. Arsenal Road. Turn right (East). The Training Site will be on your left-hand side.

WWW.ASIPLocal150.ORG

MANAGEMENT

LABOR





APPRENTICESHIP AND SKILL IMPROVEMENT PROGRAM

Local 150

CHICAGO DISTRICT

HONOLULU DISTRICT

INDIANAPOLIS DISTRICT



Welcome Guest [Login](#)


[Photos](#)

[FAQ](#)

[Contact Us](#)

[Home](#) [Program Information](#) [Training Site](#) [Links](#)



Welcome to ASIP Local 150




Local 150's training center is situated on 300-plus acres in Wilmington, IL. The center boasts 342,000 square feet of space housing an indoor training area, almost 200 pieces of heavy equipment, 30 classrooms, construction material testing lab, state of the art welding facility, equipment simulator lab, a 200-seat auditorium, and much more. Instructors are available to members six days a week, Monday through Saturday, except holidays.

Local 150 offers four apprenticeship programs: Heavy Equipment Operator, Heavy Equipment Repair Technician, Geothermal/Well Driller, and Construction Material Inspector (Field Inspector). We are currently only accepting applications for Heavy Equipment Repair Technicians. To obtain an application, please go to any one of our [District Halls](#) with your valid driver's license and a \$25 money order to fill out a request for an application packet. See our [FAQ](#) for more information.

We will begin accepting applications for Heavy Equipment Operator, Geothermal/Well Driller and Construction Material Inspector (Field Inspector) in October of 2017.



 Find us on Facebook

Prevailing Wage Submissions
[Click here](#)

Site News
[Sky's the Limit Video](#)
[Guest Speaker at CCHS](#)
[100 Years of Struggle](#)
[Local 150 Legacy Brick Paver Program](#)
[Crane Cert Program](#)
[OSHA Alliance Program](#)

Quick Links
[Local 150 Website](#)
[Local 150 Legacy Brick Paver Program](#)
[Letters to the Site](#)
[OECP Test Dates](#)
[City of Chicago Crane License](#)
[Sky's the Limit Video](#)
[April is Safe Digging Month](#)

James M. Sweeney
Chairman

David Snelten
Secretary

Brian Roland19800 West South Arsenal Road

The apprenticeship website is available to all members and contains the following information:

- District Union Meeting dates and times
- Class listings with descriptions, prerequisites, dates, times and availability
- Equipment Availability and the option to view or cancel a reservation if needed
- OECP Information
- Additional News and Information
- Your own training records:
 - Transcripts
 - Site equipment usage
 - On the Job training summary
 - Dispatch history (*apprentices*)

Your personal contact information can also be changed here, though this will only affect your Training Site Records, as we do not share contact information with Dispatch.

To access these items, you must first create a login for yourself or call the training site to have one created. If the training site has your name, registration number, and date of birth on record, you may create your own login online. If we do not have this information or you have never used the training site, please call 815-722-3201 and we will gladly create a login for you.



Local 150 Legacy Brick Paver Order Form



Purchase a personalized brick paver to be installed in the Memorial Garden Walkway located at the:

William E. Dugan Training Center in Wilmington, IL

Paver Bricks are \$50 each and include:

3 Lines of Standard Text, 15 characters or Spaces per line, optional images to be placed as indicated on the layout area

Contact Name: _____

Address: _____

City: _____ **State:** _____ **Zip:** _____

Telephone: _____ **Email:** _____

Please make check payable in the amount of \$50.00 to: **Local 150 Apprenticeship Fund**. Drop off or mail order form to: **ASIP Local 150, 19800 W. South Arsenal Rd., Wilmington, IL 60481 Attn: Jill Eichelberger**

Payment Information

Check # _____ **Date Paid:** _____

Name as it appears on account: _____

Money Order # _____ **Date Paid:** _____

Name of Issuing Bank or Institution: _____

Please print the message as you would like it to appear on the brick paver. Illustrate upper and lower case (case will appear as it does on this form). 15 characters maximum per line unless an image is selected (grey areas cannot include text if an image is selected). Text will be standard size, font, and style. Please print clearly.

Images consume 4 to 6 characters on two of the lines.

Line #1	Image No. _____		Image No. _____
Line #2			
Line #3			

I have proofread my imprint / message and approve it for production. I understand that Local 150 is not responsible for errors contained in the copy as it is submitted. Local 150 reserves the right to deny application and or content for any reason.

Signature: _____ Date: _____

Images below are available to be placed on your brick paver. Please indicate the image number in the grey area of the brick paver above that you would like image placed. Please note that size and location of images are approximate and may vary slightly.



1



2



3



4



5



JOHN DEERE

6



7



8



Local 150 Apprenticeship and Skill Improvement Program Trustees

Union

James M. Sweeney- Chairman
IUOE Local 150
President-Business Manager

Steven M. Cisco
IUOE Local 150
Recording-Corresponding Secretary

Marshall E. Douglas
IUOE Local 150
Treasurer

David A. Fagan
IUOE Local 150
Financial Secretary

Kevin C. Burke
IUOE Local 150
Vice President

Management

David Snelten- Sec.-Treasurer
Excavators, Inc.
Snelten, Inc.

Ed Gatwood
Chicagoland Crane Assoc.
Gatwood Crane Service

Steve Michaels
N.W. Indiana Contractors Assoc.
Superior Construction

Daniel R. Plote
Northern IL Material Producers Assoc.
Beverly Materials LLC

David Rock
Illinois Road Builders Assoc.
IHC Construction Co., LLC

William Collins
Underground Contractors Association
R.W. Collins